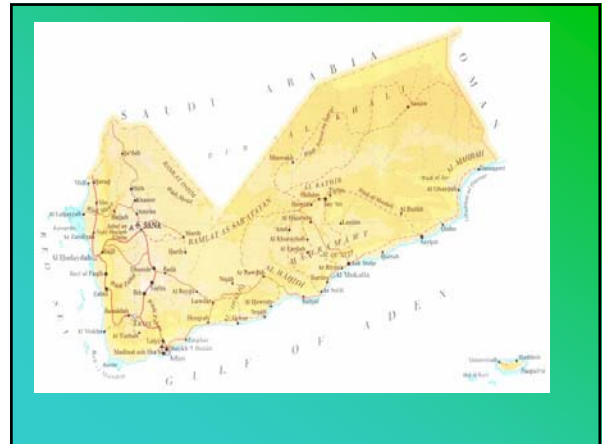
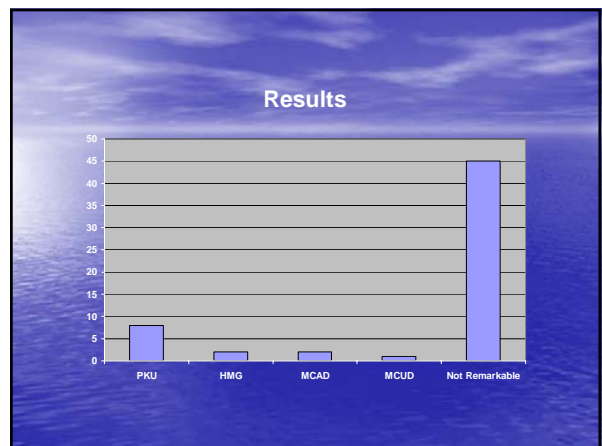
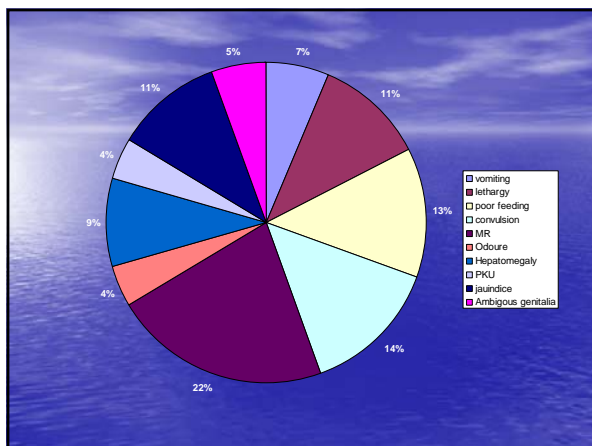
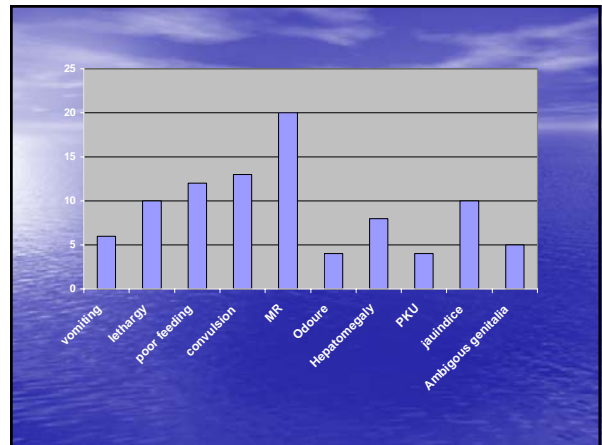


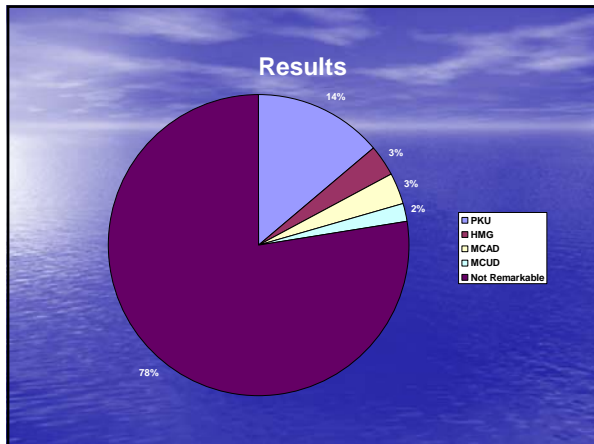
Genetic disorders –inborn error metabolism –Yemen

Ahmed Hamood Al shehari (MD)
 Assistance .Professor of pediatric –faculty medicine
 at Thamar university ...
 Secretary General of national committee for
 Genetic diseases –Yemen



POPULATION	
Population in Thousands, 2001, Total, Male	9,944.5
Population in Thousands, 2001, Total, Female	9,967.5
Population Growth Rate, Per Cent	4.2
Crude Birth Rate per 1,000 Population	51.4
Crude Death Rate per 1,000 Population	9.9
Urban Population, Per Cent	25.3
Sex Ratio at Birth, Male Births per Female Birth	1.05
Women 15-49, Thousands	4,234.7
Women 15-49, Per Cent	42.5
Total Fertility Rate per Woman 15-49	7.60
Contraceptive Prevalence Rate for Women 15-49, Modern Method, Per Cent	9.8
Contraceptive Prevalence Rate for Women 15-49, Any Method, Per Cent	20.8
Maternal Mortality Ratio per 100,000 Live Births (MMR)	850
MMR, Lower Bound	620
MMR, Upper Bound	1,100
Infant Mortality Rate per 1,000 Live Births	73.8
Under Age 5 Mortality Rate, Total	85
Under Age 5 Mortality Rate, Female	83
Under Age 5 Mortality Rate, Male	87
Life Expectancy at Birth, Combined, Years	59.4
Life Expectancy at Birth, Female, Years	60.4
Life Expectancy at Birth, Male, Years	58.2
Population 60 Years and Over, Per Cent	3.4





Objective

- To determine the incidence, prevalence, distribution of the metabolic diseases in Yemen
- To diagnosis of amino acid disorders, organic academia and fatty acid oxidation defect
- To preimplant screening programme

Material and method

the sample size was 58 child aged from 6 months to 10 years
 Blood collected from child with one or more of the following manifestations :-

- Unexplained mental retardation, development delay motor deficit or convulsion
- Unusual odor particular during illness
- Intermittent episode of unexplained vomiting, acidosis, MR, or coma

With consideration of similar diseases in the family and consanguinity.
 Neonatal with family history of the metabolic diseases...

Material and method

- Collected blood to the filter paper DBS card (Schleicher&schuell 903 paper) then send to KFSHRC for evaluation we used sheet cover the indicators for (age ,sex. Date of birth all contact no, short clinical date ...ets)
- This test was done in Althowra hospital and alsiam hospital at sadaa .

genetic disorders

- create a burden on family and the health system and on financial resources.
- constitute a real problem with a great impact on morbidity and mortality
- Increases with out control

newborn screening

- *Education;*
- *Screening;*
- *Early follow-up;*
- *Diagnosis;*
- *Management;*
- *Evaluation.*

